

Cynomolgus PVRIG Protein

Cat. No. PVR-CM401

Description

Source	Recombinant Cynomolgus PVRIG Protein is expressed from HEK293 with hFc tag at the C-Terminus. It contains Thr41-Asp171.
Accession	A0A2K5WVV8-1
Molecular Weight	The protein has a predicted MW of 40.3 kDa. Due to glycosylation, the protein migrates to 50-60 kDa based on Bis-Tris PAGE result.
Endotoxin	Less than 1EU per µg by the LAL method.
Purity	> 95% as determined by Bis-Tris PAGE > 95% as determined by HPLC

Formulation and Storage

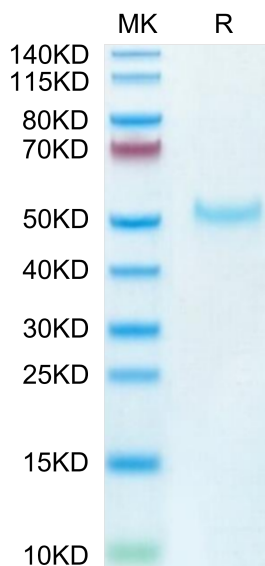
Formulation	Lyophilized from 0.22µm filtered solution in PBS (pH 7.4). Normally 8% trehalose is added as protectant before lyophilization.
Reconstitution	Centrifuge the tube before opening. Reconstituting to a concentration more than 100 µg/ml is recommended. Dissolve the lyophilized protein in distilled water.
Storage	-20 to -80°C for 12 months as supplied from date of receipt. -80°C for 3 months after reconstitution. Recommend to aliquot the protein into smaller quantities for optimal storage. Please minimize freeze-thaw cycles.

Background

PVRIG (poliovirus receptor related immunoglobulin domain-containing protein), also known as CD112 receptor (CD112R), is an approximately 34 kDa single transmembrane protein in the poliovirus receptor-like protein (PVR) family. PVRIG is a cell surface receptor for NECTIN2. May act as a coinhibitory receptor that suppresses T-cell receptor-mediated signals. Following interaction with NECTIN2, inhibits T-cell proliferation. Competes with CD226 for NECTIN2-binding.

Assay Data

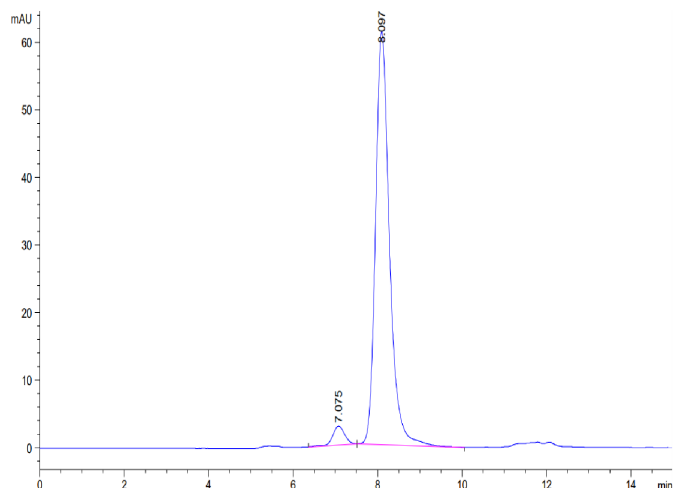
Bis-Tris PAGE



Cynomolgus PVRIG on Bis-Tris PAGE under reduced condition. The purity is greater than 95%.

SEC-HPLC

Assay Data

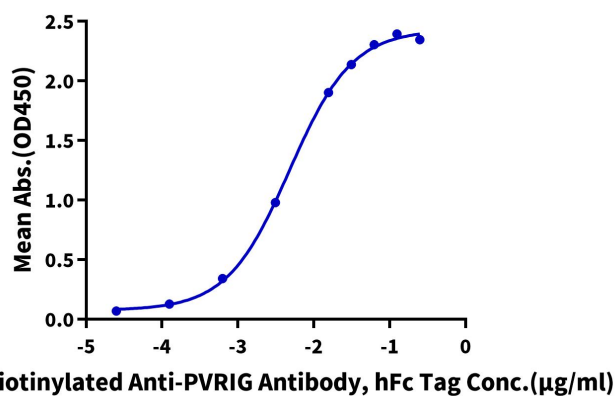


The purity of Cynomolgus PVRIG is greater than 95% as determined by SEC-HPLC.

ELISA Data

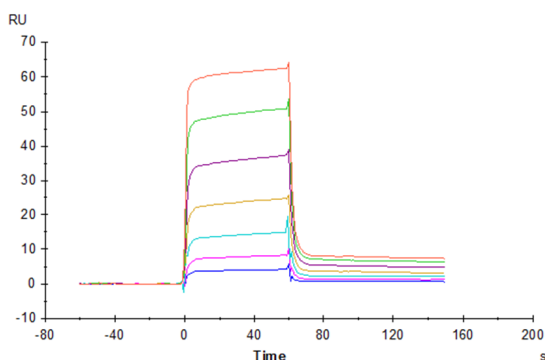
Cynomolgus PVRIG, hFc Tag ELISA

0.01µg Cynomolgus PVRIG, hFc Tag Per Well



Immobilized Cynomolgus PVRIG, hFc Tag at 0.1µg/ml (100µl/well) on the plate. Dose response curve for Biotinylated Anti-PVRIG Antibody, hFc Tag with the EC50 of 4.8ng/ml determined by ELISA (QC Test).

SPR Data



Cynomolgus PVRIG, hFc Tag captured on CM5 Chip via Protein A can bind Human Nectin-2, His Tag with an affinity constant of 0.23 µM as determined in SPR assay (Biacore T200).